

HONG LEONG DANA MAA'ROF (HLDM2)

As at 30 November 2025



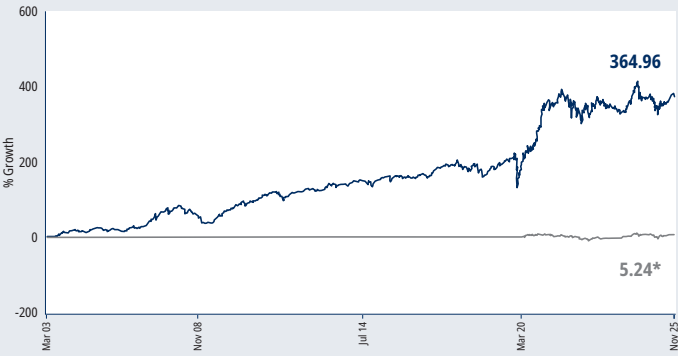
Fund Objective

The Fund is primarily an Islamic balanced fund which seeks to achieve not only regular income but also meaningful medium to long-term capital growth. The Fund provides the public an affordable access into a diversified investment portfolio containing a 'balanced' mixture of equities and fixed income securities that comply with the Shariah requirements.

Fund Information

Category/Type of Fund	Islamic Balanced/Growth & Income
Launch Date	25 March 2003
Financial Year End	30 June
Fund Size	RM111.85 million
Units in Circulation	225.36 million
Initial Offer Price	RM0.5000
NAV Per Unit	RM0.4963
Minimum Investment	RM1,000 (initial) RM100 (subsequent)
Sales Charge	Up to 6% of NAV Per Unit
Sales Charge : EPF-MIS (e-PPA)	Up to 3% of NAV Per Unit
Sales Charge : EPF-MIS (i-Invest)	Up to 0.5% of NAV Per Unit
Annual Management Fee	Up to 2.00% p.a.
Trustee Fee	0.07% p.a., subject to a minimum of RM18,000 p.a.

Highlight on HLDM2

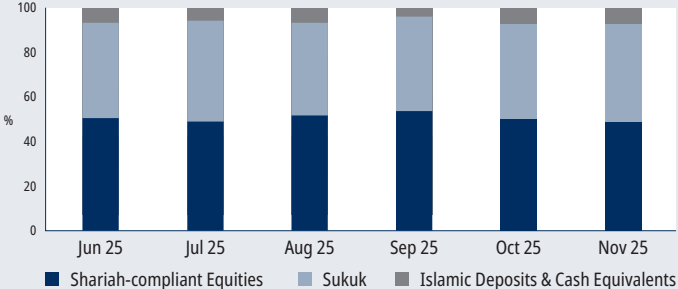


Source: Lipper

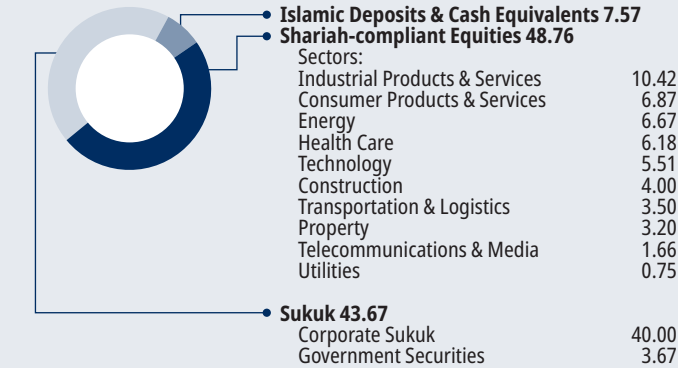
— HLDM2 — FBM EMAS Shariah/Maybank 3-Month GIA-i Rate (60:40)

CALCULATION: Percentage Growth, NAV Per Unit-to-NAV Per Unit basis with gross income (if any) from HLDM2 reinvested, since launch, in MYR terms. Past performance is not necessarily indicative of future performance and unit prices and investment returns may go down, as well as up.

Asset Allocation - % Weighting



Sector Allocation (% of NAV)



Top Five Shariah-compliant Equity Holdings (% of NAV)

1	Spritzer Berhad	3.03
2	IHH Healthcare Berhad	2.95
3	Dufu Technology Corporation Berhad	2.35
4	IJM Corporation Berhad	2.27
5	Westports Holdings Berhad	2.16

Top Five Sukuk Holdings (% of NAV)

1	CIMB Group Holdings Berhad	4.93
2	Infracap Resources Sendirian Berhad	4.72
3	RHB Bank Berhad	4.57
4	United Overseas Bank (Malaysia) Berhad	4.57
5	Public Islamic Bank Berhad	4.54

Performance Records

	Percentage Growth		Annualised Compounded Return	
	HLDM2 (%)	Benchmark* (%)	HLDM2 (%)	Benchmark* (%)
Year-to-date	-3.14	-2.64	-	-
1 Month	-2.90	-1.16	-	-
3 Months	1.58	1.27	-	-
6 Months	3.66	3.62	-	-
1 Year	-0.08	0.15	-0.08	0.15
3 Years	5.30	9.49	1.73	3.07
5 Years	27.92	-0.81	5.04	-0.16
10 Years	78.21	-	5.94	-

* The figure shown is from the period 29 May 2020. The 10 years benchmark return is not available as there is no data prior to 29 May 2020.

Calendar Year Returns

	HLDM2 (%)	Benchmark (%)	HLDM2 Distribution Yield (%)
2024	11.80	9.77	4.29
2023	-2.87	1.47	4.32
2022	-6.60	-5.52	5.20
2021	19.81	-3.31	5.49
2020	28.51	7.50^	7.99
2019	17.82	3.78^	7.75
2018	-11.10	-6.77^	5.97
2017	13.06	7.80^	7.57
2016	-1.20	-2.29^	7.13
2015	9.10	3.04^	10.64

Source: Lipper, in MYR Terms.

Past performance is not necessarily indicative of future performance and unit prices and investment returns may go down, as well as up.

^ The figure shown is derived from the previous benchmark [FBM EMAS Shariah/KLIBOR 3 Months (60:40)] as there is no data available from the new benchmark [FBM EMAS Shariah/Maybank 3-Month GIA-i Rate (60:40)] prior to 29 May 2020.

Income Distributions / Unit Splits

Entitlement Date	15/04/2025	15/07/2025	15/10/2025
Unit Split (Units)	-	-	-
Income Distribution (Gross)	0.500 sen	0.500 sen	0.500 sen

Note:-(1) Based on the Fund's portfolio returns as at 30 November 2025, the Volatility Factor (VF) for this Fund is 7.4 and is classified as "Low" (Source: Lipper). "Low" includes funds with VF that are above 4.275 but not more than 7.885 (Source: Lipper). The VF means there is a possibility for the Fund in generating an upside return or downside return around this VF. The Volatility Class (VC) is assigned by Lipper based on quintile ranks of VF for qualified funds. VF is subject to monthly revision and VC will be revised every six months. The Fund's portfolio may have changed since this date and there is no guarantee that the Fund will continue to have the same VF or VC in the future. Presently, only funds launched in the market for at least 36 months will display the VF and VC.

Disclaimer:- This fact sheet has not been reviewed by the Securities Commission Malaysia (SC). Investors are advised to read and understand the contents of the Hong Leong Master Prospectus dated 27 February 2023, 1st Supplemental Hong Leong Master Prospectus dated 18 August 2023, 2nd Supplemental Hong Leong Master Prospectus dated 5 January 2024, 3rd Supplemental Hong Leong Master Prospectus dated 19 August 2024 (collectively known as the "Prospectus") and Product Highlights Sheet (the "PHS") before investing. The Prospectus has been registered and PHS lodged with the SC who takes no responsibility for the contents of the Prospectus and PHS. The registration of Prospectus or lodgement of PHS to the SC does not amount to nor indicate that the SC has recommended or endorsed the fund. A copy of the Prospectus can be obtained from any of Hong Leong Asset Management offices, agents or our authorised distributors. The PHS is also available and investors have the right to request for it. Investors shall also consider the fees and charges involved before investing. Prices of units and distributions payable, if any, may go down or up, and past performance of the Fund is not an indication of its future performance.

Where a distribution/unit split is declared, investors are advised that following the issue of additional units/distribution, the NAV per unit will be reduced from cum-distribution NAV/pre-unit split NAV to ex-distribution NAV/post-unit split NAV. Where a unit split is declared, the value of investors' investment in Malaysian Ringgit will remain unchanged after the distribution of the additional units. Where unit trust loan financing is available, investors are advised to read and understand the contents of the unit trust loan financing risk disclosure statement before deciding to borrow to purchase units. Investors shall be aware of the risks for the Fund before investing. Investors are also advised to perform the suitability assessment to evaluate investors' risk tolerance level before making any investment decision.

Applications must be made on the Account Opening Form and Investment Application Form referred to and accompanying the Prospectus. The Fund may not be suitable for all and if in doubt, investors shall seek independent advice.